GEN3 DRIVE-BY-CABLE LSX HARNESS FOR CORE ECU

SKU: COR-HAR-001

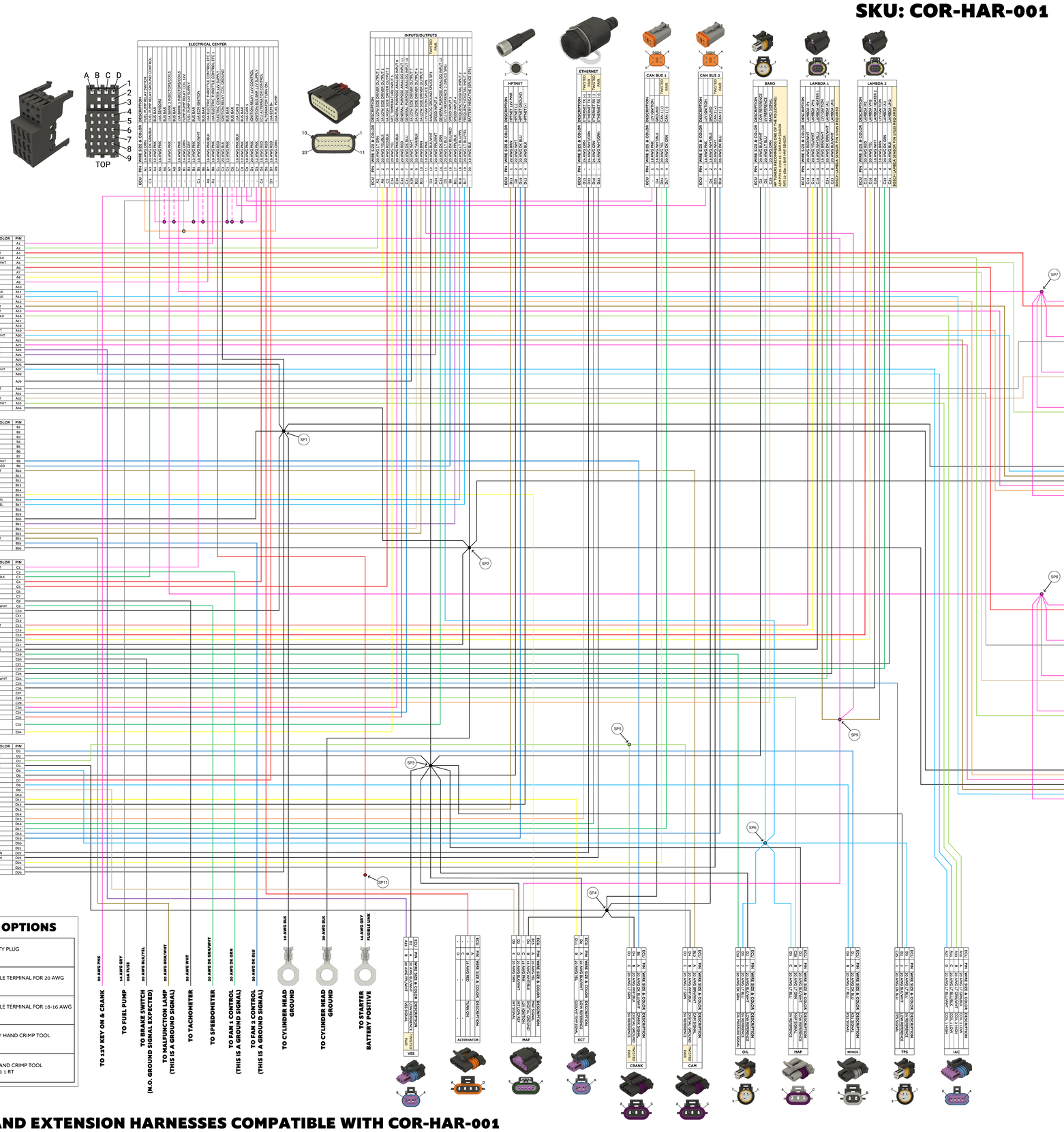

HARNESS FUNCTION	PIN DESCRIPTION	WIRE SIZE & COLOR	PIN
THROTTLE BODY 1 10A FUSED POWER (ALSO IAC POWER)	THROTTLE BODY1 SWITCHED +12V SOURCE (10A FUSE #1)	16 AWG PNK	A1
DRIVE GEAR SELECTION (DEMAND#1)	3A LOW SIDE DRIVER OUTPUT 1	20 AWG LT GRN	A2
FUEL INJECTOR CYLINDER 1 CONTROL	INJECTION OUTPUT 1	18 AWG RED/WHT	A3
FUEL INJECTOR CYLINDER 6 CONTROL	INJECTION OUTPUT 2	18 AWG LT GRN/BLK	A4
FUEL INJECTOR CYLINDER 1 CONTROL	INJECTION OUTPUT 3	18 AWG LT GRN/WHT	A5
FUEL INJECTOR CYLINDER 2 CONTROL	INJECTION OUTPUT 4	18 AWG RED/BLK	A6
FUEL INJECTOR CYLINDER 4 CONTROL	INJECTION OUTPUT 5	18 AWG TAN/BLK	A7
DRIVE GEAR SELECTION (DEMAND#2)	3A LOW SIDE DRIVER OUTPUT 2	20 AWG YEL/BLK	A8
THROTTLE BODY 2 10A FUSED POWER	THROTTLE BODY2 SWITCHED +12V SOURCE (10A FUSE #2)	16 AWG PNK/BLK	A9
NOT USED	THROTTLE BODY 1P	-	A10
IDLE AIR CONTROL 1-(-)(4X DBC)	IDLE AIR CONTROL COIL 1N	20 AWG LT BLU/BLK	A11
IGNITION COIL CYLINDER 3 CONTROL	IGNITION OUTPUT 2	18 AWG LT BLU/BLK	A12
IGNITION COIL CYLINDER 2 CONTROL	IGNITION OUTPUT 3	18 AWG ORN/BLK	A13
IGNITION COIL CYLINDER 5 CONTROL	IGNITION OUTPUT 4	18 AWG BRN/WHT	A14
IGNITION COIL CYLINDER 1 CONTROL	IGNITION OUTPUT 5	18 AWG PNK/WHT	A15
IDLE AIR CONTROL 2-(-)(4X DBC)	IDLE AIR CONTROL COIL 2N	20 AWG LT GRN/BLK	A16
NOT USED	THROTTLE BODY 2N	-	A17
NOT USED	THROTTLE BODY 3N	-	A18
IGNITION COIL CYLINDER 1 CONTROL	IGNITION OUTPUT 1	18 AWG ORN/WHT	A19
IGNITION COIL CYLINDER 7 CONTROL	IGNITION OUTPUT 2	18 AWG LT BLU/WHT	A20
IGNITION COIL CYLINDER 6 CONTROL	IGNITION OUTPUT 3	18 AWG BRN/BLK	A21
IGNITION COIL CYLINDER 4 CONTROL	IGNITION OUTPUT 7	18 AWG PNK/BLK	A22
VEHICLE SPEED SENSOR	SPEED INPUT 1	20 AWG PPL/WHT	A23
4L60E INPUT SHAFT SPEED (ISS) SENSOR	SPEED INPUT 2	20 AWG PPL/WHT	A24
NOT USED	THROTTLE BODY 3P	-	A25
ECU GROUND	ECU GROUND / BATTERY NEGATIVE	16 AWG BLK	A26
IDLE AIR CONTROL 1-(+)(4X DBC)	IDLE AIR CONTROL COIL 1P	20 AWG LT BLU/WHT	A27
NOT USED	2A LOW SIDE DRIVER OUTPUT 6	-	A28
3-2 SHIFT SOLENOID (4L60E)	3A LOW SIDE DRIVER OUTPUT 7	20 AWG WHT	A29
TCC PWM SOLENOID VALVE CONTROL (4L60E)	-	-	A30
FUEL INJECTOR CYLINDER 3 CONTROL	INJECTION OUTPUT 6	18 AWG GRY/WHT	A31
FUEL INJECTOR CYLINDER 4 CONTROL	INJECTION OUTPUT 7	18 AWG GRY/BLK	A32
FUEL INJECTOR CYLINDER 5 CONTROL	INJECTION OUTPUT 8	18 AWG TAN/WHT	A33
IDLE AIR CONTROL 2-(+)(4X DBC)	IDLE AIR CONTROL COIL 2P	20 AWG LT GRN/WHT	A34
ECU GROUND	ECU GROUND / BATTERY NEGATIVE	16 AWG BLK	A35

HARNESS FUNCTION	PIN DESCRIPTION	WIRE SIZE & COLOR	PIN
NOT USED	INJECTION OUTPUT 10	-	B1
NOT USED	INJECTION OUTPUT 11	-	B2
NOT USED	INJECTION OUTPUT 12	-	B3
NOT USED	INJECTION OUTPUT 13	-	B4
NOT USED	INJECTION OUTPUT 14	-	B5
NOT USED	INJECTION OUTPUT 15	-	B6
NOT USED	INJECTION OUTPUT 16	-	B7
CRANKSHAFT POSITION (CKP) SENSOR SIGNAL (2AX DBC)	CRANKSHAFT POSITION	20 AWG DK BLU/WHT	B8
SPEED INPUT 3	SPEED INPUT 3	20 AWG DK BLU/RED	B9
CAMSHAFT POSITION (CMP) SENSOR SIGNAL (2AX DBC)	CAMSHAFT POSITION 1	20 AWG BRN/WHT	B10
NOT USED	CAMSHAFT POSITION 2	-	B11
NOT USED	CAMSHAFT POSITION 3	-	B12
NOT USED	CAMSHAFT POSITION 4	-	B13
NOT USED	INJECTION OUTPUT 9	-	B14
MASS AIR FLOW (MAF) SENSOR SIGNAL	FREQUENCY/DIGITAL INPUT 1	20 AWG YEL	B15
FREQUENCY/DIGITAL INPUT 2	FREQUENCY/DIGITAL INPUT 2	20 AWG LT BLU/PPL	B16
FREQUENCY/DIGITAL INPUT 3	FREQUENCY/DIGITAL INPUT 3	20 AWG LT BLU/YEL	B17
NOT USED	FREQUENCY/DIGITAL INPUT 4	-	B18
NOT USED	3A LOW SIDE DRIVER OUTPUT 12	-	B19
ECU GROUND	ECU GROUND / BATTERY NEGATIVE	16 AWG BLK	B20
SPEED INPUT 4	SPEED INPUT 4	20 AWG PPL/BLK	B21
TORQUE CONVERTER	3A LOW SIDE DRIVER OUTPUT 4	20 AWG TAN/BLK	B22
TORQUE CONVERTER PWM VALVE CONTROL	3A LOW SIDE DRIVER OUTPUT 3	20 AWG BRN	B23
CEL OUTPUT OR MALFUNCTION INDICATOR LAMP (MIL)	3A LOW SIDE DRIVER OUTPUT 5	20 AWG BRN/WHT	B24
ELECTRIC FAN 2 RELAY CONTROL (COIL GROUND)	3A LOW SIDE DRIVER OUTPUT 11	20 AWG DK BLU	B25
ECU GROUND	ECU GROUND / BATTERY NEGATIVE	16 AWG BLK	B26

HARNESS FUNCTION	PIN DESCRIPTION	WIRE SIZE & COLOR	PIN
ECU SWITCHED IGNITION (WAKE UP)	SWITCHED IGNITION VOLTAGE +12V SOURCE (10A FUSE #3)	16 AWG PNK/WHT	C1
ELECTRIC FAN 1 RELAY CONTROL (COIL GROUND)	3A LOW SIDE DRIVER OUTPUT 10	16 AWG DK GRN	C2
FUEL PUMP RELAY CONTROL (COIL GROUND)	3A LOW SIDE DRIVER OUTPUT 9	20 AWG DK GRN/BLK	C3
ALTERNATOR CONTROL (REQUIRES INLINE RESISTOR)	5A HIGH SIDE DRIVER OUTPUT 1	14 AWG RED	C4
LINE PRESSURE ACTUATOR	5A HIGH SIDE DRIVER OUTPUT 2	20 AWG RED/BLK	C5
NOT USED	5A HIGH SIDE DRIVER OUTPUT 3	-	C6
NOT USED	5A HIGH SIDE DRIVER OUTPUT 4	-	C7
ENGINE SPEED OUTPUT - TACHOMETER	3A LOW SIDE DRIVER OUTPUT 12	20 AWG WHT	C8
VEHICLE SPEED OUTPUT - SPEEDOMETER	3A LOW SIDE DRIVER OUTPUT 13	20 AWG DK GRN/WHT	C9
ECU GROUND	ECU GROUND / BATTERY NEGATIVE	16 AWG BLK	C10
NOT USED	GENERAL PURPOSE ANALOG INPUT 7	-	C11
NOT USED	GENERAL PURPOSE ANALOG INPUT 8	-	C12
LAMBDA IP1	LAMBDA IP1 (PUMP CURRENT APE / IP)	20 AWG RED/WHT	C13
LAMBDA VM1	LAMBDA VM1 (VIRTUAL GROUND IPN / VM)	20 AWG YEL/WHT	C14
LAMBDA IP1	LAMBDA IP1 (PUMP CURRENT APE / IP)	20 AWG RED	C15
LAMBDA VM1	LAMBDA VM1 (VIRTUAL GROUND IPN / VM)	20 AWG YEL	C16
ECU GROUND	ECU GROUND / BATTERY NEGATIVE	16 AWG BLK	C17
LAMBDA HEATER 1	LAMBDA HEATER LOW SIDE DRIVER OUTPUT 1 (HEATER VOLTAGE H-/LM-)	18 AWG WHT/BLU	C18
OIL PRESSURE SENSOR SIGNAL	GENERAL PURPOSE ANALOG INPUT 5	20 AWG DK GRN	C19
BRAKE SWITCH INPUT - USE GROUND TO TRIGGER	GENERAL PURPOSE ANALOG INPUT 6	20 AWG BLK/YEL	C20
LAMBDA UN1	LAMBDA UN1 (NERNST VOLTAGE UN / RE)	20 AWG BLK	C21
LAMBDA IA1	LAMBDA IA1 (TRIM RESISTOR RT / IA)	20 AWG DK GRN	C22
LAMBDA UN1	LAMBDA UN1 (NERNST VOLTAGE UN / RE)	20 AWG BLK/WHT	C23
LAMBDA IA1	LAMBDA IA1 (TRIM RESISTOR RT / IA)	20 AWG DK GRN/WHT	C24
THROTTLE POSITION SENSOR SIGNAL (2AX DBC)	GENERAL PURPOSE ANALOG INPUT 3	20 AWG DK BLU	C25
LAMBDA HEATER 2	LAMBDA HEATER LOW SIDE DRIVER OUTPUT 2 (HEATER VOLTAGE H-/LM-)	18 AWG WHT	C26
NOT USED	3A LOW SIDE DRIVER OUTPUT 8	-	C27
MANIFOLD ABSOLUTE PRESSURE (MAP) SENSOR SIGNAL	GENERAL PURPOSE ANALOG INPUT 7	20 AWG LT GRN	C28
BAROMETRIC PRESSURE SENSOR SIGNAL	GENERAL PURPOSE ANALOG INPUT 8	20 AWG ORN	C29
GEAR SELECTOR 1	GENERAL PURPOSE ANALOG INPUT 9	20 AWG PNK/BLK	C30
GEAR SELECTOR 2	GENERAL PURPOSE ANALOG INPUT 10	20 AWG DK BLU	C31
GEAR SELECTOR 3	GENERAL PURPOSE ANALOG INPUT 11	20 AWG RED	C32
4L60E - POSSIBLE FUTURE USE FOR LINE PRESSURE SENSOR	GENERAL PURPOSE ANALOG INPUT 12	20 AWG DK GRN	C33
4L60E - POSSIBLE FUTURE USE FOR LINE PRESSURE SENSOR	-	-	-
TRANSMISSION OIL TEMPERATURE SENSOR SIGNAL	NTC TEMPERATURE INPUT 5	20 AWG YEL	C34

HARNESS FUNCTION	PIN DESCRIPTION	WIRE SIZE & COLOR	PIN
KNOCK SENSOR SIGNAL 1 (2AX DBC)	ENGINE KNOCK INPUT 1	20 AWG DK BLU	D1
ANALOG GROUND	SENSOR GROUND / ANALOG GROUND	18 AWG BLK/WHT	D2
SENSOR SUPPLY 1 (+5V)	SENSOR1 +5V POWER	18 AWG LT GRN	D3
DIGITAL GROUND	SENSOR GROUND / DIGITAL GROUND	18 AWG WHT/BLK	D4
SENSOR SUPPLY 2 (+5V)	SENSOR2 +5V POWER	18 AWG LT BLU	D5
HPTNET 1	HPTNET CAN_N	22 AWG WHT	D6
BATTERY VOLTAGE (12V SOURCE (10A FUSE)	BATTERY VOLTAGE +12V SOURCE (10A FUSE #4)	16 AWG RED	D7
KNOCK SENSOR SIGNAL 2 (2AX DBC)	ENGINE KNOCK INPUT 2	20 AWG LT BLU	D8
INTAKE AIR TEMPERATURE (IAT) SENSOR SIGNAL	NTC TEMPERATURE INPUT 1	20 AWG TAN	D9
NOT USED	NTC TEMPERATURE INPUT 2	-	D10
ENGINE COOLANT TEMPERATURE (ECT) SENSOR SIGNAL	NTC TEMPERATURE INPUT 3	20 AWG YEL	D11
HPTNET (-)	HPTNET CAN_P	22 AWG BLK	D12
HPTNET 12V PWR	HPTNET +12V POWER	22 AWG BRN	D13
NOT USED	NTC TEMPERATURE INPUT 4	-	D14
ETHERNET TX (-)	ETHERNET TX_N	24 AWG ORN	D15
ETHERNET RX (-)	ETHERNET RX_N	24 AWG GRN	D16
CAN 1 (-)	CAN IN (LOW)	20 AWG DK GRN	D17
CAN 2 (-)	CAN IN (LOW)	20 AWG DK BLU	D18
HPTNET GND	HPTNET GROUND	22 AWG DK BLU	D19
NOT USED	GENERAL PURPOSE ANALOG INPUT 1	-	D20
NOT USED	FUTURE USE	-	D21
ETHERNET TX (+)	ETHERNET TX_P	24 AWG WHT/ORN	D22
ETHERNET RX (+)	ETHERNET RX_P	24 AWG WHT/GRN	D23
CAN 1 (+)	CAN 1P (HIGH)	20 AWG YEL	D24
CAN 2 (+)	CAN 2P (HIGH)	20 AWG WHT	D25
ECU GROUND	ECU GROUND / BATTERY NEGATIVE	16 AWG BLK	D26

ECU CONNECTOR KIT

AWP-1180



INCLUDES:

- (1) AMP SUPERSEAL 1.0 34 CAVITY ECU CONNECTOR A
- (1) AMP SUPERSEAL 1.0 26 CAVITY ECU CONNECTOR B
- (1) AMP SUPERSEAL 1.0 34 CAVITY ECU CONNECTOR C
- (1) AMP SUPERSEAL 1.0 36 CAVITY ECU CONNECTOR D
- (50) AMP SUPERSEAL 1.0 CAVITY PLUGS
- (50) AMP SUPERSEAL 1.0 FEMALE 18-16 AWG TERMINALS
- (80) AMP SUPERSEAL 1.0 FEMALE 20 AWG TERMINALS

CONNECTOR CAVITY OPTIONS

AWP-4046		AMP SUPERSEAL 1.0 CAVITY PLUG AMP P/N 4-1437284-3
AWP-4038		AMP SUPERSEAL 1.0 FEMALE TERMINAL FOR 20 AWG AMP P/N 3-1447221-4
AWP-4037		AMP SUPERSEAL 1.0 FEMALE TERMINAL FOR 18-16 AWG AMP P/N 3-1447221-3
AWP-T002		GENERAL REPAIR QUALITY HAND CRIMP TOOL MSD P/N 3512MSD
AWP-T001		PRODUCTION QUALITY HAND CRIMP TOOL RENNSTEIG P/N 624 1091 3 1 RT

ADAPTER AND EXTENSION HARNESSES COMPATIBLE WITH COR-HAR-001

ALTERNATOR

AWP-6042 — 4 PIN ALTERNATOR TO 2 PIN ALTERNATOR



- ORDER TO LENGTH
- SOLD SEPARATELY

MAF & IAT SENSOR

AWP-6025 — CORE MAF TO LS1 IAT

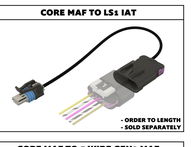

- ORDER TO LENGTH
- SOLD SEPARATELY

AWP-6022 — CORE MAF TO 3 WIRE LS1 MAF & LS1 IAT

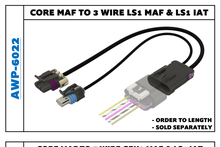

- ORDER TO LENGTH
- SOLD SEPARATELY

AWP-6023 — CORE MAF TO 5 WIRE GEN3 MAF



- ORDER TO LENGTH
- SOLD SEPARATELY

AWP-6026 — CORE MAF TO 5 WIRE GEN3 MAF & LS1 IAT

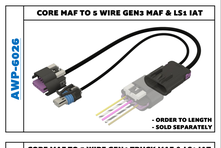

- ORDER TO LENGTH
- SOLD SEPARATELY

AWP-6024 — CORE MAF TO 5 WIRE GEN4 TRUCK MAF



- ORDER TO LENGTH
- SOLD SEPARATELY

AWP-6027 — CORE MAF TO 5 WIRE GEN4 TRUCK MAF & LS1 IAT

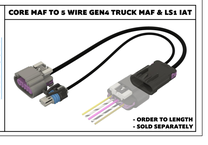

- ORDER TO LENGTH
- SOLD SEPARATELY

CAM SENSOR

AWP-6050 — CORE GEN3 CAM TO GEN4 CAM



- ORDER TO LENGTH
- SOLD SEPARATELY

OIL PRESSURE SENSOR

AWP-6044 — GEN3 TO GEN4 ENGINE OIL PRESSURE



- ORDER TO LENGTH
- SOLD SEPARATELY

MAP SENSOR

AWP-6043 — CORE GEN3 TO GEN4 BOSCH MAP

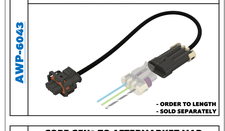

- ORDER TO LENGTH
- SOLD SEPARATELY

AWP-6047 — CORE GEN3 TO AFTERMARKET MAP



- ORDER TO LENGTH
- SOLD SEPARATELY

INJECTORS

AWP-6028 — EV6 TO EV1 INJECTOR ADAPTER SET OF 8

SOLD SEPARATELY